

Uniform Crime Reporting 2018 Report Supplemental





The Department of Public Safety has collected crime data from Nevada's law enforcement agencies and provided the most comprehensive aggregated representation available. The Department of Public Safety does not guarantee this book to be complete or accurate in regards to the data being provided.

*** Please note that when comparing the percentage increases from 2017 to 2018, the increases does not represent a true increase in criminal acts from the previous year. The year to year percentage reflected in the report is inflated due to lack of agency reporting in 2017. ***



Table of Contents

Human Trafficking..... 4
Hate Crime..... 9



Human Trafficking Offenses



2018 Human Trafficking Statistics

One Human Trafficking Arrest Every 11 Days, 9 Hours, 45 Minutes

	Offenses	% of Index Crimes	% Change from 2017	Crime Rate / 1,000 Pop	Cleared	% Cleared
Human Trafficking	212	n/a	4140.00%	0.07	54	25.47%

Most Probable Gender and Age of Arrested Offender

	Number	% of Total
Male, 35-39 years of age	5	15.63%
Total Arrests Reported	32	

** The total arrests cleared may not match the arrested data by gender, race, and ethnicity due to limitations in the way the data are collected and reported.*

Most Probable Time of Year for Human Trafficking

Quarter 2, April 1 - June 30	77	36.32%
Total Human Trafficking Offenses Reported	212	



About Human Trafficking

Human trafficking offenses are separated by the FBI Uniform Crime Reporting program into two subcategories, Commercial Sex Acts and Involuntary Servitude. They are defined below. Human trafficking is a relatively new data collection category implemented by the FBI; therefore, year-over-year data comparisons are not available.

Commercial Sex Acts: Inducing a person by force, fraud, or coercion to participate in commercial sex acts, or in which the person induced to perform such act(s) has not yet attained 18 years of age. For a crime to be considered Human Trafficking a third party must benefit in some way from the forced commercial sex acts, such as a pimp, or the person performing the commercial sex act must be a minor.

Involuntary Servitude: The obtaining of a person(s) through recruitment, harboring, transportation, or provision, and subjecting such persons by force, fraud, or coercion into involuntary servitude, peonage, debt bondage, or slavery (not to include commercial sex acts).



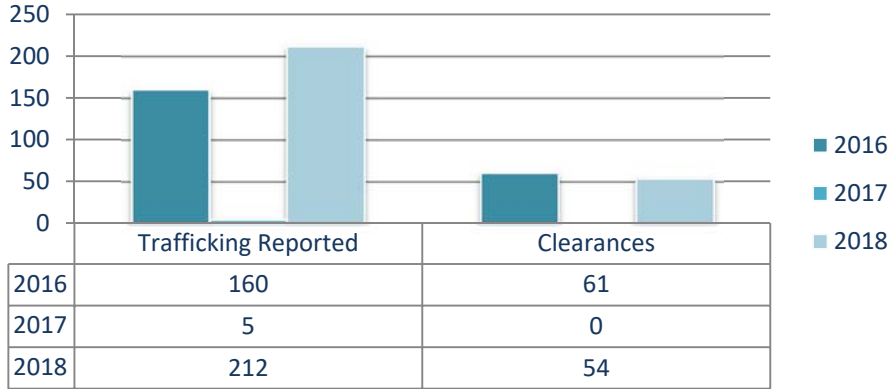
Human Trafficking in Nevada

3-yr Comparison: 2016 – 2018 & By Quarter vs Quarterly Average

2018 Human Trafficking	Number of Offenses	Number Cleared	% Cleared	Crime Rate
Commercial Sex Acts	212	54	25.47%	0.07
Involuntary Servitude	0	0	0.00%	0.000
Total	212	54	25.47%	

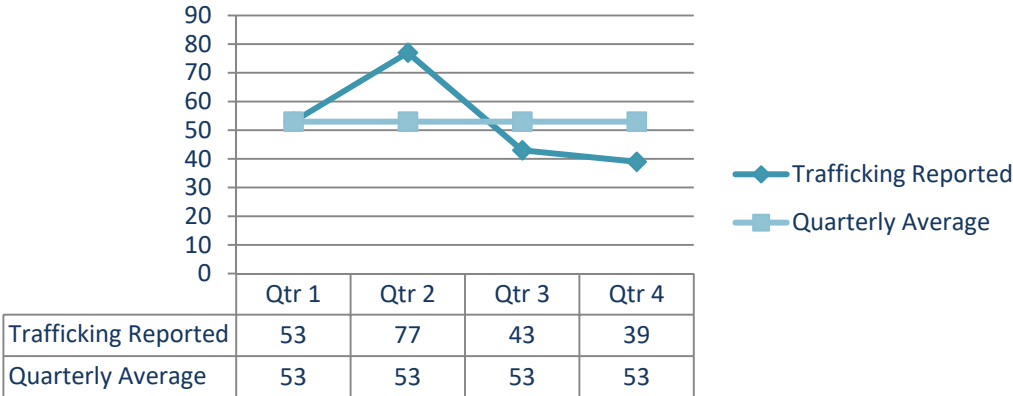
Human Trafficking

3-yr Comparison: 2016 - 2018



2018 Human Trafficking

By Quarter & Quarterly Average





Human Trafficking Offenses: Arrested Profile

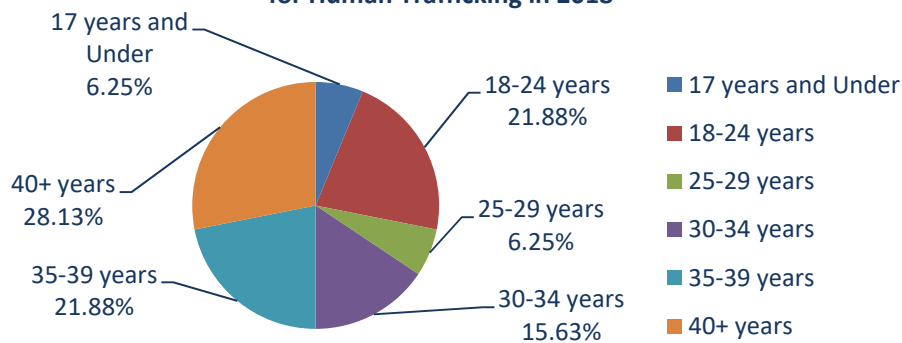
3-yr Comparison: 2015 - 2017

AGE	2016	2017	2018	3-year Average	% of 2018 Total
17 years and Under	1	0	2	1	6.25%
18-24 years	16	12	7	12	21.88%
25-29 years	10	16	2	9	6.25%
30-34 years	5	3	5	4	15.63%
35-39 years	6	5	7	6	21.88%
40+ years	5	4	9	6	28.13%
Total	43	40	32	38	

GENDER	2016	2017	2018	3-year Average	% of 2018 Total
Male	35	32	22	30	68.75%
Female	8	8	10	9	31.25%

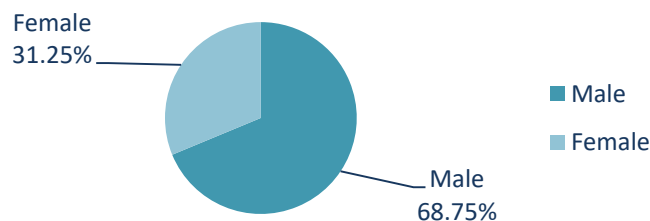
Age of Persons Arrested

for Human Trafficking in 2018



Gender of Persons Arrested

for Human Trafficking in 2018





Hate Crime Offenses



2018 Hate Crime Statistics

One Hate Crime Every 10 Days, 3 Hours, 20 Minutes

	Offenses	% of Index Crimes	% Change from 2017	Crime Rate / 1,000 Pop
Hate Crime	36	n/a	620.00%	0.01

Most Probable Time of Year for Hate Crimes

	Number	% of Total
Quarter 3, June 01- September 30	10	27.78%
Quarter 4, October 01- December 31	10	27.78%
Total Hate Crimes Reported	36	

Most Probable Race of Offender

Black	15	36.59%
Total Offenders Reported	41	

**It is possible to have more than one offender per hate crime offense*

Most Probable Location for Hate Crime Offense

School- College/ University	7	19.44%
Residence/ Home	7	19.44%
Total Hate Crimes Reported	36	

Most Prevalent Bias Motivation

Anti-Black or African American	9	25.00%
Total Hate Crimes Reported	36	

Most Common Hate Crime Offense

Destruction/ Damage/ Vandalism of Property	14	38.89%
Total Offenders Reported	36	



About Hate Crime

On April 23, 1990 Congress passed the Hate Crime Statistics Act. This law requires the United States Attorney General to collect data "about crimes that manifest evidence of prejudice based on race, religion, sexual orientation, or ethnicity." The Attorney General delegated the collection of this data to the FBI, who included it in the Uniform Crime Reporting Program.

The FBI Uniform Crime Reporting Program collects hate crime data regarding criminal offenses motivated, in whole or in part, by the offender's bias against a race, religion, disability, sexual orientation, ethnicity, gender, or gender identity. Due to the difficulty of ascertaining the offender's subjective motivation, bias is to be reported only if investigation reveals sufficient objective facts to lead a reasonable and prudent person to conclude that the offender's actions were motivated, in whole or in part, by bias.

Unlike other Uniform Crime Reporting data, which account for actual reported numbers of definite offenses, hate crime reporting requires subjective opinions regarding sensitive issues. Accurate data collection for hate crime requires proper training of enforcement personnel in incident recognition. Criteria for recognizing and reporting hate crimes have been distributed to all Nevada law enforcement agencies.

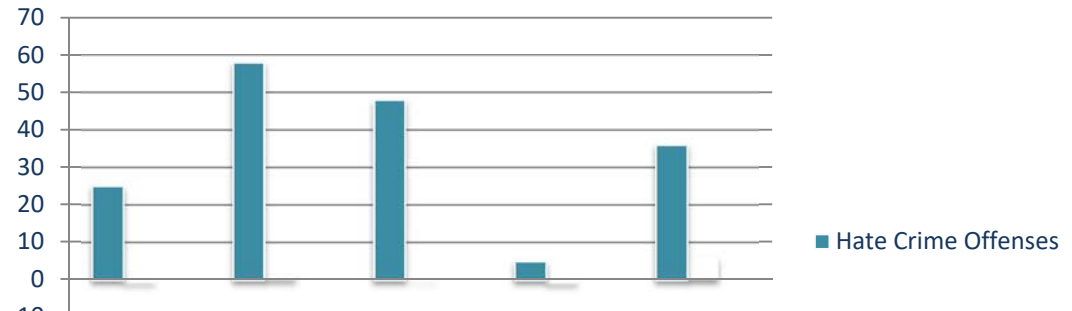


Hate Crimes in Nevada

5- yr Comparison: 2014 – 2018 & By Quarter vs Quarterly Average

Hate Crimes

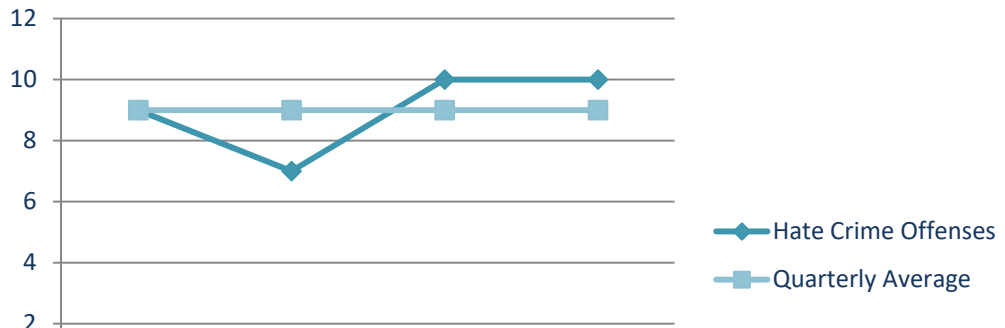
5-yr Comparison: 2014 - 2018



	2014	2015	2016	2017	2018
Hate Crime Offenses	25	58	48	5	36
% Change from Prior Year	-66.22%	132.00%	-17.24%	-89.58%	620.00%
Crime Rate	0.01	0.02	0.02	0.00	0.01

2018 Hate Crime Offenses

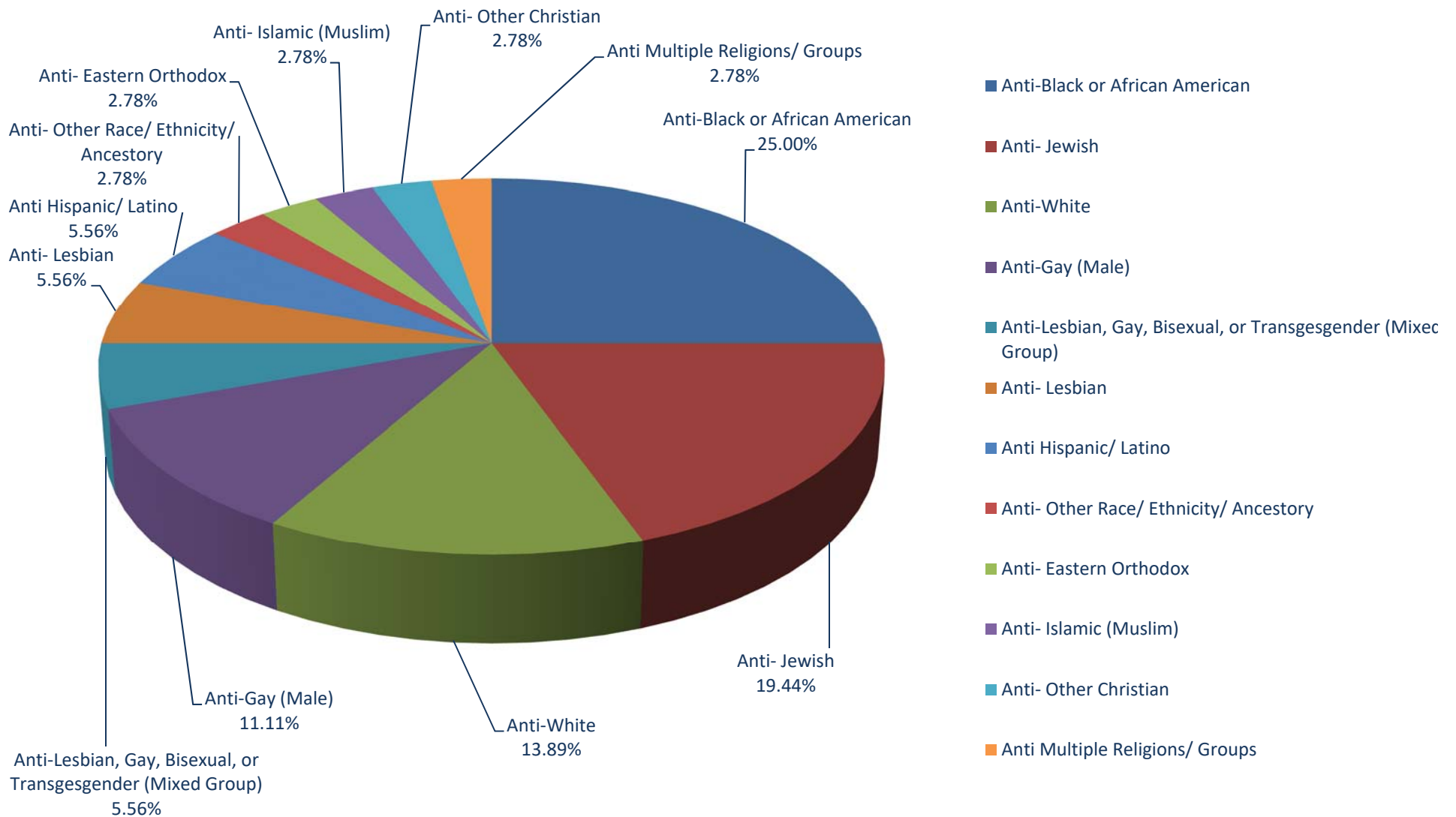
By Quarter & Quarterly Average



	Qtr 1	Qtr 2	Qtr 3	Qtr 4
Hate Crime Offenses	9	7	10	10
Quarterly Average	9	9	9	9



2018 Hate Crime Bias Motivations





2018 Hate Crime Bias Motivations

Race/Ethnicity/Ancestry

Anti-American Indian or Alaskan Native	
Anti-Arab	
Anti-Asian	
Anti-Black or African American	9
Anti-Hispanic or Latino	2
Anti-Multiple Races/Group	
Anti-Native Hawaiian or Other Pacific Islander	
Anti-Other Race/Ethnicity/Ancestry	1
Anti-White	5

Religion

Anti-Buddhist	
Anti-Catholic	
Anti-Eastern Orthodox	1
Anti-Hindu	
Anti-Islamic (Muslim)	1
Anti-Jehovah's Witness	
Anti-Jewish	7
Anti-Mormon	
Anti-Multiple Religions/Group	1
Anti-Other Christian	1
Anti-Other Religion	
Anti-Protestant	
Anti-Sikh	
Anti-Antheism/Agnosticism	

Sexual Orientation

Anti-Bisexual	
Anti-Gay (Male)	4
Anti-Heterosexual	
Anti-Lesbian	2
Anti-Lesbian, Gay, Bisexual, or Transgender	2

Disability

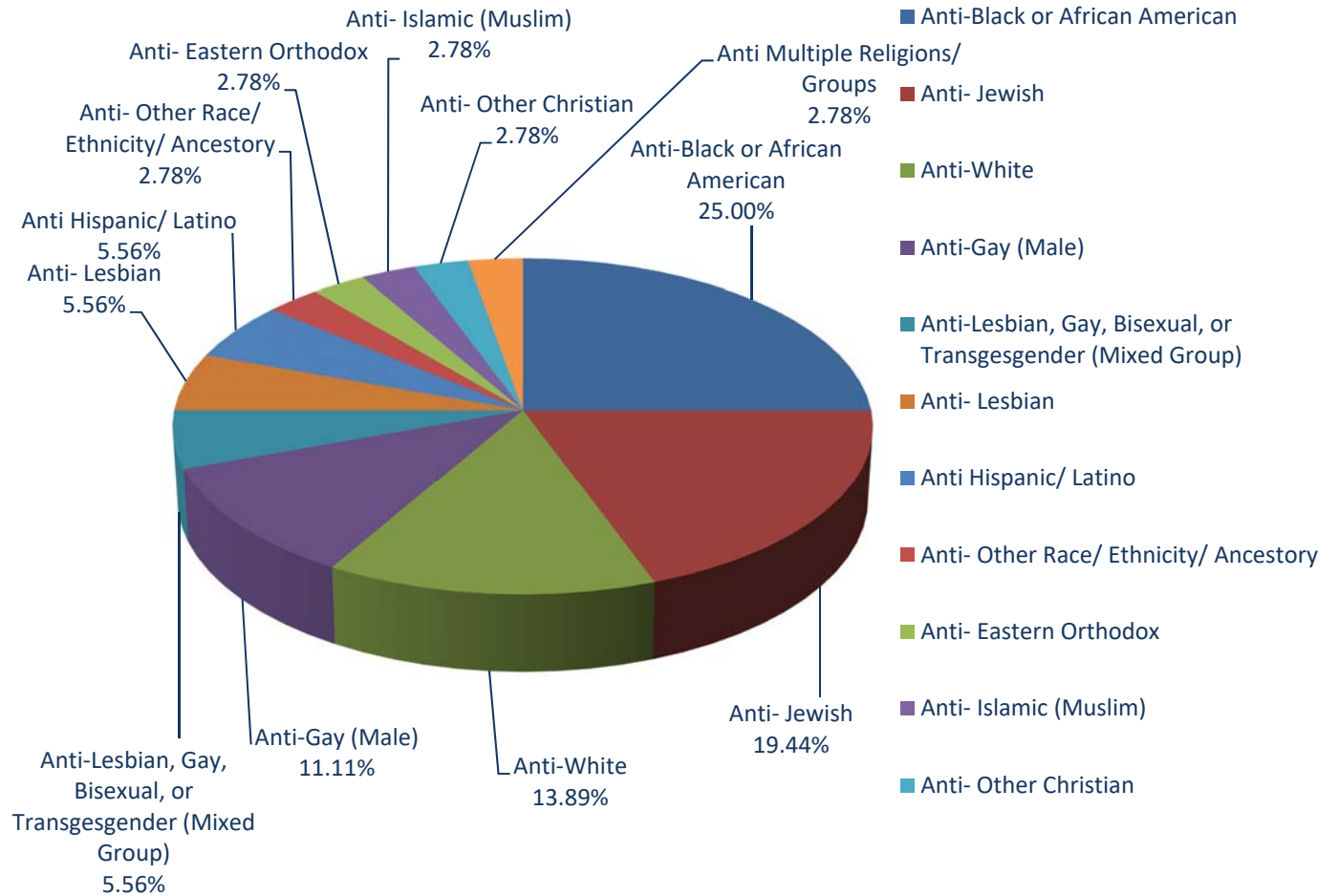
Anti-Mental Disability	
Anti-Physical Disability	

Gender

Anti-Female	
Anti-Male	

Gender Identity

Anti-Gender Nonconforming	
Anti-Transgender	





2018 Hate Crime Incidents

January 1, 2018 – June 30, 2018

Date of Incident	Agency	Offense	Number of Victims	Location of Offense	Bias Motivation	Victim Type	Number of Offenders	Race of Offender	Ethnicity of Offender
13-Jan-18	LV METRO PD*	Aggravated Assault(04)	1	Residence/Home	Anti-Other Race/Ethnicity/Ancestry	Individual	1	Black	Not of Hispanic Origin
18-Feb-18	LV METRO PD*	Simple Assault(09)	1	Government/Public Building	Anti-Hispanic or Latino	Individual	1	White	Not of Hispanic Origin
21-Feb-18	LV METRO PD*	Intimidation(10)	1	Government/Public Building	Anti-Black or African American	Individual	1	White	Not of Hispanic Origin
23-Feb-18	UNLV PD	Aggravated Assault(04)	1	Government/Public Building	Anti-Gay (Male)	Individual	1	Black	Not of Hispanic Origin
28-Feb-18	LV METRO PD*	Aggravated Assault(04)	2	Parking Lot/Garage	Anti-Lesbian	Individual	1	White	Hispanic Origin
1-Mar-18	HENDERSON PD *	Simple Assault(09)	1	Restaurant	Anti-White	Individual	1	Black	Unknown
5-Mar-18	BOULDER CITY PD	Destruction / Damage/ Vandalism of Property(11)	1	Government/Public Building	Anti-Lesbian, Gay, Bisexual, or Transgesgender (Mixed Group)	Religious Organization	0	Unknown	Unknown
20-Mar-18	LV METRO PD*	Simple Assault(09)	1	Park/Playground	Anti-Black or African American	Individual	1	White	Not of Hispanic Origin
22-Mar-18	CLARK CO SCH DIST PD	Destruction / Damage/ Vandalism of Property(11)	1	School Elementary/Secondary	Anti-Black or African American	Individual	1	White	Unknown
24-Apr-18	LV METRO PD*	Destruction / Damage/ Vandalism of Property(11)	1	Church/Synagogue/Temple/Mosque	Anti-Other Christian	Religious Organization	1	White	Hispanic Origin
17-May-18	HENDERSON PD *	Destruction / Damage/ Vandalism of Property(11)	1	Park/Playground	Anti-Black or African American	Government	0	Unknown	Unknown
18-May-18	NORTH LV PD*	Simple Assault(09)	1	Other/Unknown	Anti-Black or African American	Individual	1	Black	Unknown
19-May-18	LV METRO PD*	Destruction / Damage/ Vandalism of Property(11)	1	Church/Synagogue/Temple/Mosque	Anti-Eastern Orthodox	Religious Organization	0	Unknown	Unknown
7-Jun-18	LV METRO PD*	Aggravated Assault(04)	1	Restaurant	Anti-Gay (Male)	Individual	1	Black	Not of Hispanic Origin
14-Jun-18	HENDERSON PD *	Intimidation(10)	1	Residence/Home	Anti-Black or African American	Individual	1	White	Not of Hispanic Origin
29-Jun-18	LV METRO PD*	Destruction / Damage/ Vandalism of Property(11)	1	Residence/Home	Anti-Gay (Male)	Individual	1	White	Not of Hispanic Origin



2018 Hate Crime Incidents

July 1, 2018 – Dec 31, 2018

Date of Incident	Agency	Offense	Number of Victims	Location of Offense	Bias Motivation	Victim Type	Number of Offenders	Race of Offender	Ethnicity of Offender
5-Jul-18	LV METRO PD*	Intimidation(10)	2	Hotel/Motel/Etc.	Anti-Jewish	Individual	1	Asian	Unknown
15-Jul-18	LV METRO PD*	Simple Assault(09)	1	Highway/Road/Alley/Street	Anti-White	Individual	1	American Indian or Alaskan Native	Unknown
28-Jul-18	RENO PD*	Intimidation(10)	1	Bank/Savings and Loan	Anti-Lesbian	Individual	1	White	Unknown
17-Aug-18	LV METRO PD*	Simple Assault(09)	1	Residence/Home	Anti-Gay (Male)	Individual	1	White	Not of Hispanic Origin
27-Aug-18	NORTH LV PD*	Aggravated Assault(04)	1	Service/Gas Station	Anti-Black or African American	Individual	1	Unknown	Not of Hispanic Origin
4-Sep-18	NORTH LV PD*	Aggravated Assault(04)	1	Highway/Road/Alley/Street	Anti-White	Individual	1	Black	Unknown
6-Sep-18	LV METRO PD*	Destruction / Damage/ Vandalism of Property(11)	2	Church/Synagogue/Temple/Mosque	Anti-Lesbian, Gay, Bisexual, or Transgender (Mixed Group)	Individual	7	Unknown	Unknown
15-Sep-18	HENDERSON PD *	Destruction / Damage/ Vandalism of Property(11)	1	Park/Playground	Anti-Islamic (Muslim)	Business	0	Unknown	Unknown
19-Sep-18	UNLV PD	Destruction / Damage/ Vandalism of Property(11)	1	School-College/University	Anti-Black or African American	Government	0	Unknown	Unknown
29-Sep-18	LV METRO PD*	Aggravated Assault(04)	2	Convenience Store	Anti-Multiple Religions/Group	Individual	7	Black	Not of Hispanic Origin
8-Oct-18	RENO PD*	Destruction / Damage/ Vandalism of Property(11)	1	Church/Synagogue/Temple/Mosque	Anti-Jewish	Business	1	Unknown	Unknown
20-Oct-18	UNLV PD	Destruction / Damage/ Vandalism of Property(11)	1	School-College/University	Anti-Jewish	Individual	0	Unknown	Unknown
4-Nov-18	LV METRO PD*	Destruction / Damage/ Vandalism of Property(11)	4	Residence/Home	Anti-Jewish	Individual	0	Unknown	Unknown
6-Nov-18	CLARK CO SCH DIST PD	Intimidation(10)	1	School Elementary/Secondary	Anti-White	Individual	0	Unknown	Unknown
15-Nov-18	UNLV PD	Destruction / Damage/ Vandalism of Property(11)	1	School Elementary/Secondary	Anti-Jewish	Government	0	Unknown	Unknown
15-Nov-18	UNLV PD	Destruction / Damage/ Vandalism of Property(11)	1	School Elementary/Secondary	Anti-Jewish	Government	0	Unknown	Unknown
22-Nov-18	LV METRO PD*	Simple Assault(09)	1	Convenience Store	Anti-White	Individual	1	Black	Not of Hispanic Origin
30-Nov-18	CLARK CO SCH DIST PD	Intimidation(10)	1	School Elementary/Secondary	Anti-Hispanic or Latino	Individual	1	Black	Not of Hispanic Origin
10-Dec-18	LV METRO PD*	Aggravated Assault(04)	1	Residence/Home	Anti-Black or African American	Individual	1	White	Not of Hispanic Origin
30-Dec-18	LV METRO PD*	Aggravated Assault(04)	1	Residence/Home	Anti-Jewish	Individual	4	Group of Multiple Races	Group of Multiple Ethnicities